

AC axial fans - HyBlade®

Ø 800



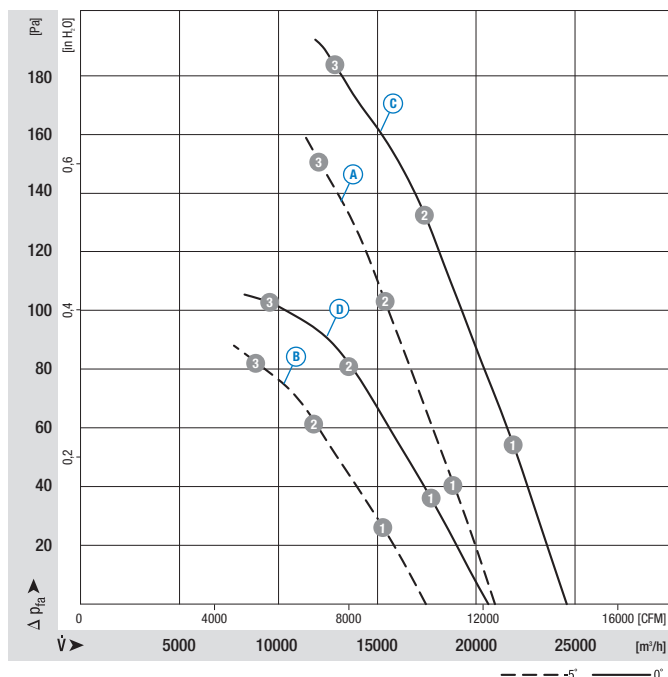
- **Material:** Guard grille: Steel, phosphated and coated in black plastic
Wall ring: Sheet steel, pre-galvanised and coated in black plastic
Blades: Insertion part made of sheet aluminium, extrusion-coated in PP plastics
Rotor: Encased in aluminium
- **Number of blades:** 5
- **Direction of rotation:** Direction of air flow "V" clockwise, direction of air flow "A" counter-clockwise, seen on rotor
- **Type of protection:** IP 54 (acc. to EN 60529)
- **Insulation class:** "F"
- **Mounting position:** Any
- **Condensate discharge holes:** On rotor and stator side
- **Mode of operation:** Continuous operation (S1)
- **Bearings:** Maintenance-free ball bearings

Nominal data		Blade angle	Curve	Nominal voltage	Frequency	Speed/rpm ⁽¹⁾	Max. power input ⁽¹⁾	Max. current draw ⁽¹⁾	Capacitor	Max. operative range	Perm. amb. temp.	Electr. connection
Type	Motor			VAC	Hz	rpm	kW	A	µF/VDB	Pa	°C	p. 48
*6D 800	M6D 138-HF	-5°	Ⓐ	3~400 Δ	50	870	1,45	3,20	—	150	-40..+60	F1b)/F2b)
			Ⓑ	3~400 Y	50	610	0,81	1,64	—	75	-40..+60	
*6D 800	M6D 138-LA	0°	Ⓒ	3~400 Δ	50	895	2,00	4,30	—	180	-40..+60	F1b)/F2b)
			Ⓓ	3~400 Y	50	685	1,27	2,50	—	100	-40..+60	

subject to alterations







(1) Nominal data in operating point 3 with maximum load

Curves



	n [rpm]	P ₁ [kW]	I [A]	Lw _A [dB(A)]
Ⓐ 1	910	1,07	2,50	72
Ⓐ 2	890	1,23	2,69	72
Ⓐ 3	870	1,45	3,20	74
Ⓑ 1	745	0,72	1,35	68
Ⓑ 2	690	0,79	1,49	66
Ⓑ 3	610	0,81	1,64	67
Ⓒ 1	915	1,55	3,48	71
Ⓒ 2	900	1,75	3,72	72
Ⓒ 3	895	2,00	4,30	78
Ⓓ 1	750	1,08	2,02	68
Ⓓ 2	705	1,16	2,17	67
Ⓓ 3	685	1,27	2,50	72

- **Motor protection:** Design with thermal overload protector
- **Cable exit:** Via terminal box
- **Protection class:** I (acc. to EN 61800-5-1)
- **Product conforming to standard:** CE
- **Approvals:** VDE (acc. to EN 60034)

Direction of air flow						
	< "V"/"A" > Without attachments	< "V"/"A" > With full square nozzle	< "V" > With guard grille for full nozzle	< "V" > With guard grille for short nozzle	"A" > With guard grille for full nozzle	"A" > With guard grille for short nozzle
"V"	A6D 800-AH01 -01	W6D 800-GH01 -01	S6D 800-CH01 -01	S6D 800-AH01 -01	—	—
"A"	A6D 800-AH01 -02	W6D 800-DH01 -02	—	—	S6D 800-BH01 -02	—
"V"	A6D 800-AD01 -01	W6D 800-GD01 -01	S6D 800-CD01 -01	S6D 800-AD01 -01	—	—
"A"	A6D 800-AD01 -02	W6D 800-DD01 -02	—	—	S6D 800-BD01 -02	—